



Republic of the Philippines
National Electrification Administration

12 March 2010

MEMORANDUM No. 2010-007

TO : ALL ELECTRIC COOPERATIVES (ECs)
SUBJECT : Calendar Year 2009 Categorization and Classification of ECs

.....
The ECs' performance level for Calendar Year 2009 shows relatively impressive ratings as NEA demonstrates commitment to service excellence and public governance, and aims for breakthrough results in the rural electrification program.

For the period under review, assessment reflected the following:

1. Twenty-seven (27) ECs belonging to Regions VII, X, XI and CARAGA all attained a Category A+ rating, thus, earning the most outstanding performance as a region. This indicates a marked improvement from two (2) regions which were able to sustain exemplary performance (VII and XI) to four (4) in 2009.
2. The number of Category A+ and A ECs increased to 80 from 74 in 2008 while only ten (10) remained under Category E or non-complying. Eighteen (18) ECs improved in their respective Categorization while eighty-two (82) and six (6) maintained and retrogressed, respectively.
3. Twenty-three (23) ECs posted a single digit system loss level, an increase from nineteen (19) in 2008. CEBECO III continues to shine with the further reduction of its system loss from 5.17% to 4.08%, the lowest ever recorded. These contributed to the national average system loss of 12.59%.
4. Some ECs showed improvement in their collection performance resulting to the increase in national average level of 95% from 94% in 2008.
5. It is worth mentioning that LASURECO, TAWELCO, SULECO AND MAGELCO of the Autonomous Region in Muslim Mindanao (ARMM) are now included in the assessment for having complied with the requirements.


On the Classification of ECs, the number of Mega Large increased to thirty seven (37). Two (2) Extra-Large ECs improved to Mega-Large but one (1) Mega-Large retrogressed to Extra-Large; one (1) from Large to Extra-Large and two (2) from Medium to Large. There are now six (6) ECs that fall under Small Classification.

All things considered, the NEA and ECS should remain as steadfast partners to ensure continuity of program implementation and to respond to the fast-paced environment in the energy industry.

The Committee on EC Categorization and Classification shall undertake a review on the criteria to be more responsive and reflective of the obtaining circumstances in the cooperative operations.

And finally, the attached result of the 2009 Categorization and Classification shall serve as basis for upward and downward implementation of per diems and allowances which shall take effect 01 April 2010.



EDITA S. BUENO
Administrator

NATIONAL ELECTRIFICATION
ADMINISTRATION
IN REPLYING, PLS. CITE: #OP016139

NER-OP016139
gl
3/15/10

2009 EC CATEGORIZATION

COOPERATIVE	Amortization Payment		System Loss		Collection Efficiency	Payment to		Non-Power Cost	Level of Energization			Result of Finc'l Optn	Demerit Points Cash Advance	2009		2008	
	Major	Incentive	Major	Incentive		GENCO	NGCP		Brgy.	Incentive	Connections			Total	Category	Category	
REGION I																	
ILOCOS NORTE	C		12.66		95	C	C	Within	100		95	Net Margin	4		91	A+	A+
	15		21		15	10	5	10	7		3	5	0				
ILOCOS SUR	C		12.59		100	C	C	Within	100		132	Net Margin	24		94	A+	A+
	15	2	21	1	15	10	5	10	7		3	5	0				
LA UNION	C		12.65		100	C	C	Within	100		96	Net Margin	38		91	A+	A+
	15		21		15	10	5	10	7		3	5	0				
CENTRAL PANGASINAN	Res #		13.36		96	Res -2	C	Within	100		101	Net Margin	45		82	A	A
	15		21	1	15	0	5	10	7		3	5	0				

*3 Copies
Attachments*



2009 EC CATEGORIZATION

COOPERATIVE	Amortization Payment		System Loss		Collection Efficiency	Payment to		Non-Power Cost	Level of Energization			Result of Fincl Optn	Demerit Points Cash Advance	2009		2008
	Major	Incentive	Major	Incentive		CENCO	NGCP		Brgy.	Incentive	Connections			Total	Category	Category
BATANES	R-3		9.69		100	C		Within	100		100	Net Loss	15		A	A+
	0		25		15	15		10	7		3	0	0	75		
CAGAYAN I	C		11.48		97	C	C	Within	100		60	Net Loss	6		A	A+
	15	1	23		15	10	5	10	7		3	0	0	89		
CAGAYAN II	C		14.25		99	C	C	Within	100	29	176	Net Margin	0		A+	A+
	15	2	20		15	10	5	10	7	1	3	5	0	93		
ISABELA I	C		13.88		95	Res-C	C	Within	100		83	Net Loss	48		A	A
	15		20		15	8	5	10	7		3	0	0	83		

5 copies
pld
MS
MS
MS

2009 EC CATEGORIZATION

COOPERATIVE	Amortization Payment		System Loss		Collection Efficiency	Payment to		Non-Power Cost	Level of Energization			Result of Fincl Optn	Demerit Points Cash Advance	2009		2008
	Major	Incentive	Major	Incentive		GENCO	NGCP		Brgy.	Incentive	Connections			Total	Category	Category

CORDILLERA AUTONOMOUS REGION (CAR)

BENGUET	Res #		11.58		100	C*	C*	Within	100		55	Net Loss	49		A	A+
	15	1	22		15	10	5	10	7		3	0	0	88		
IFUGAO	C		17.61		97	C	C	Within	100		196	Net Margin	0		B	B
	15		0		15	10	5	10	7		3	5	0	70		
KALINGA-APAYAO	C		13.54		96	C	C	Within	100	24	70	Net Margin	49		A+	A
	15		20	1	15	10	5	10	7	1	3	5	0	92		
MT. PROVINCE	C		15.37		94	C	C	Within	100		40	Net Margin	46		B	A
	15		5		14	10	5	10	7		2	5	0	73		

* With underbilling/under court litigation

Handwritten signature and initials

2009 EC CATEGORIZATION

COOPERATIVE	Amortization Payment		System Loss		Collection Efficiency	Payment to		Non-Power Cost	Level of Energization			Result of Fincl Optn	Demerit Points Cash Advance	2009		2008
	Major	Incentive	Major	Incentive		GENCO	NGCP		Brgy.	Incentive	Connections			Total	Category	Category
REGION III																
AURORA	C		12.76		100	C	C	Within	100		69	Net Margin	20		A+	A+
	15	1	21	1	15	10	5	10	7		3	5	0	93		
TARLAC I	C		8.17		91	C	C	Within	100		76	Net Margin	17		A+	A+
	15	2	25		11	10	5	10	7		3	5	0	93		
TARLAC II	C		8.52		97	C	C	Within	100		226	Net Margin	14		A+	A+
	15	2	25	2	15	10	5	10	7		3	5	0	99		
NUEVA ECIJA I	Res #		14.76		94	C	C	Within	100		87	Net Margin	36		A	B
	15		5	2	14	10	5	10	7		3	5	0	76		
NUEVA ECIJA II - Area 1	Res #		12.34		94	C	C	Within	100		134	Net Margin	8		A+	B
	15		22	2	14	10	5	10	7		3	5	0	93		
NUEVA ECIJA II - Area 2	C		9.11		98	C	C	Within	100		95	Net Margin	41		A+	A+
	15	1	25		15	10	5	10	7		3	5	0	96		
PRESCO	C		9.29		94	C	C	Within	100		76	Net Margin	42		A+	A+
	15	2	25	1	14	10	5	10	7		3	5	0	97		
PAMPANGA I	Res #		9.98		96	C	C	Within	100		73	Net Margin	0		A+	A+
	15	2	25	2	15	10	5	10	7		3	5	0	99		
PAMPANGA II	Res - C		14.49		84	12	C	Within	100		120	Net Loss	399		C	D
	12		20	2	4	0	5	10	7		3	0	(7)	56		
PAMPANGA III	Res-13		18.12		90	16	C	*	100		**	Net Loss	44		E	E
	(10)		0	2	10	0	5	0	7		0	0	0	14		
PENINSULA (BATAAN)	C		9.50		92	C	C	Within	100		72	Net Margin	9		A+	A+
	15	2	25	1	12	10	5	10	7		3	5	0	95		
ZAMBALES I	Res #		14.15		92	Res-C	C	Within	98		96	Net Margin	34		A	B
	15		20	1	12	8	5	10	6		3	5	0	85		

* No approved Cash Operating Budget
 ** No ICPM

300/1/16
3/1/16
Chris M...

2009 EC CATEGORIZATION

COOPERATIVE	Amortization Payment		System Loss		Collection Efficiency	Payment to		Non-Power Cost	Level of Energization			Result of Fincl Optn	Demerit Points Cash Advance	2009		2008	
	Major	Incentive	Major	Incentive		GENCO	NGCP		Brçy.	Incentive	Connections			Total	Category	Category	
REGION IV - A (CALABARZON)																	
LAGUNA	Res - C		16.11		93	Res - C	C	Within	100		63	Net Margin	28		65	B	D
	12		0	2	13	8	5	10	7		3	5	0				
BATANGAS I	C		12.96		96	C	C	Within	100		137	Net Margin	7		94	A+	A+
	15	2	21	1	15	10	5	10	7		3	5	0				
BATANGAS II	Res #		11.02		96	C	C	Within	100		83	Net Margin	2		97	A+	A+
	15	2	23	2	15	10	5	10	7		3	5	0				
QUEZON I	C		17.48		95	C	C	Within	100		90	Net Margin	30		73	B	B
	15	1	0	2	15	10	5	10	7		3	5	0				
QUEZON II	C		14.10		99	Res -1	C -	Within	99		50	Net Margin	18		85	A	C
	15		20	1	15	5	5	10	6		3	5	0				

5 copies
10/10/09
Carina

2009 EC CATEGORIZATION

COOPERATIVE	Amortization Payment		System Loss		Collection Efficiency	Payment to		Non-Power Cost	Level of Energization			Result of Finc'l Optn	Demerit Points Cash Advance	2009		2008
	Major	Incentive	Major	Incentive		GENCO	NGCP		Brgy.	Incentive	Connections			Total	Category	Category

REGION IV - B (MIMAROPA)

LUBANG	Res - C		15.40		97	C		Within	100		50	Net Margin	28		A	D
	12	2	5	1	15	15		10	7		3	5	0	75		
OCCIDENTAL MINDORO	C		15.77		100	Res - 1		Within	100		68	Net Loss	0		C	C
	15		0		15	7		10	7		3	0	0	57		
ORIENTAL MINDORO	C		11.18		100	C		Within	100		132	Net Margin	0		A+	A+
	15	2	23		15	15		10	7		3	5	0	95		
MARINDUQUE	C		18.20		97	C*		Within	100		65	Net Loss	19		B	B
	15		0		15	15		10	7		3	0	0	65		
TABLAS	C		9.67		99	C		Within	100		108	Net Margin	9		A+	A+
	15	1	25		15	15		10	7		3	5	0	96		
ROMBLON	C		13.21		96	11		Within	100		60	Net Margin	46		A	A
	15		21		15	0		10	7		3	5	0	76		
BUSUANGA	C		11.98		87	C		Within	100		119	Net Margin	33		A	A
	15		22		7	15		10	7		3	5	0	84		

* Under court litigation

Handwritten signature and initials

2009 EC CATEGORIZATION

COOPERATIVE	Amortization Payment		System Loss		Collection Efficiency	Payment to		Non-Power Cost	Level of Energization			Result of Finc'l Optn	Demerit Points Cash Advance	2009		2008
	Major	Incentive	Major	Incentive		GENCO	NGCP		Brgy.	Incentive	Connections			Total	Category	Category

REGION V

CAMARINES NORTE	Res #		10.44		92	Res - C*	C	Within	100		73	Net Margin	26		A+	A
	15	1	24	1	12	8	5	10	7		3	5	0	91		
CAMARINES SUR I	R - 14		21.36		94	Res - 6	Res - C	Within	100	13	79	Net Loss	49		E	E
	(8)		0	1	14	(3)	4	10	7	1	3	0	0	29		
CAMARINES SUR II	Res #		15.47		91	C	C	Within	100		93	Net Margin	39		A	B
	15	2	5	2	11	10	5	10	7		3	5	0	75		
CAMARINES SUR III	R - 29		25.01		75	9	Res-C	(2)	100		115	Net Loss	35		E	E
	(8)		0		0	0	4	6	7		3	0	0	12		
CAMARINES SUR IV	C		17.34		96	C	Res - C	Within	100		64	Net Margin	0		B	B
	15		0	2	15	10	4	10	7		3	5	0	71		
ALBAY	R - 27		24.29		77	22	Res - C	Within	99		161	Net Margin	867		E	E
	(8)		0		0	0	4	10	6		3	5	(17)	3		
SORSOGON I	Res - C		12.89		95	Res - 8	Res - C	Within	100		66	Net Loss	3		B	C
	12	1	21	2	15	(3)	4	10	7		3	0	0	72		
CATANDUANES	Res #		13.74		98	C****		Within	100		54	Net Margin	0		A+	A+
	15		20		15	15		10	7		3	5	0	90		
MASBATE	Res - C		27.24		91	Res - 6		Within	100	22	279	Net Loss	49		D	D
	12	1	0		11	(5)		10	7	1	3	0	0	40		
TICAO	C***		20.41		80	34		Within	100	13	161	Net Margin	221		D	E
	12	2	0	2	0	0		10	7	1	3	5	(4)	38		

* Penalties subject to congressional condonation

** No approved Cash Operating Budget

*** With Special Payment Arrangement

**** Under court litigation

Handwritten notes and signatures:
 2 copy
 (Signature)
 (Signature)
 (Signature)

2009 EC CATEGORIZATION

COOPERATIVE	Amortization Payment		System Loss		Collection Efficiency	Payment to		Non-Power Cost	Level of Energization			Result of Fincl Optn	Demerit Points Cash Advance	2009		2008
	Major	Incentive	Major	Incentive		GENCO	NGCP		Brgy.	Incentive	Connections			Total	Category	Category

REGION VI

AKLAN	C		10.44		98	Res - C	C	Within	99		36	Net Margin	14		A+	A
	15		24	2	15	8	5	10	6		1	5	0	91		
ANTIQUE	C		11.32		98	C	C	Within	100		123	Net Margin	25		A+	A+
	15	2	23		15	10	5	10	7		3	5	0	95		
CAPIZ	C		13.40		96	C	C	Within	100		139	Net Margin	0		A+	A+
	15		21		15	10	5	10	7		3	5	0	91		
ILOILO I	C		9.94		100	C	C	Within	100		86	Net margin	0		A+	A+
	15	2	25	1	15	10	5	10	7		3	5	0	98		
ILOILO II	C		12.55		96	C	C	Within	100		87	Net Margin	17		A+	A+
	15	2	21	1	15	10	5	10	7		3	5	0	94		
ILOILO III	C		11.98		95	C	C	Within	100		88	Net Margin	43		A+	A+
	15	2	22		15	10	5	10	7		3	5	0	94		
GUIMARAS	Res #		15.37		97	C	C	Within	100		109	Net Margin	27		A	B
	15	2	5	1	15	10	5	10	7		3	5	0	78		
VRESCO	C		12.71		95	C	C	Within	100		198	Net Margin	23		A+	A+
	15		21	1	15	10	5	10	7		3	5	0	92		
CENECO	C		11.28		96	C	C	Within	100		59	Net Margin	2		A+	A+
	15	2	23		15	10	5	10	7		3	5	0	95		

Handwritten signatures and initials:
 S. Cayul
 A. ...
 C. ...

2009 EC CATEGORIZATION

COOPERATIVE	Amortization Payment		System Loss		Collection Efficiency	Payment to		Non-Power Cost	Level of Energization			Result of Fincl Optn	Demerit Points Cash Advance	2009		2008
	Major	Incentive	Major	Incentive		GENCO	NGCP		Brgy.	Incentive	Connections			Total	Category	Category

REGION VII

NEGROS OR. I	C		12.54		96	C	C	(1)	100		95	Net Margin	32		A+	A+
	15		21	1	15	10	5	8	7		3	5	0	90		
BANTAYAN	C		9.69		100	C*		Within	100		60	Net Loss	17		A+	A+
	15		25		15	15		10	7		3	0	0	90		
CEBU I	C		9.28		100	C**	C	Within	100		116	Net Margin	0		A+	A+
	15		25		15	10	5	-10	7		3	5	0	95		
CEBU II	C		8.10		98	C**	C	Within	100		144	Net Margin	0		A+	A+
	15	2	25	2	15	10	5	10	7		3	5	0	99		
CEBU III	C		4.08		100	C	C	Within	100		99	Net Margin	0	***	A+	A+
	15		25	2	15	10	5	10	7		3	5	0	100		
SIQUIJOR	C		8.02		100	C		Within	100		163	Net Margin	0		A+	A+
	15	2	25	2	15	15		10	7		3	5	0	99		
CAMOTES	C		7.82		100	C		(1)	100		80	Net Margin	35		A+	A+
	15	2	25		15	15		8	7		3	5	0	95		
BOHOL I	C		7.23		100	C	C	Within	100		215	Net Margin	3		A+	A+
	15		25		15	10	5	10	7		3	5	0	95		
BOHOL II	C		10.57		96	C	C	Within	100		146	Net Margin	0		A+	A+
	15	1	23		15	10	5	10	7		3	5	0	94		

* For reconciliation

** Under court litigation

*** Including 3 incentive points for attaining a feat system loss at 4.08%, the lowest ever

[Handwritten signatures and initials]

2009 EC CATEGORIZATION

COOPERATIVE	Amortization Payment		System Loss		Collection Efficiency	Payment to		Non-Power Cost	Level of Energization			Result of Finc'l Optn	Demerit Points Cash Advance	2009		2008
	Major	Incentive	Major	Incentive		GENCO	NGCP		Brgy.	Incentive	Connections			Total	Category	Category

REGION VIII

LEYTE I/DORELCO	Res #		15.22		95	C	C	Within	100 *		107	Net Margin	23		A	A
	15		5		15	10	5	10	7		3	5	0	75		
LEYTE II	C		11.43		96	C	C	Within	100		91	Net Margin	11		A+	A+
	15		23	1	15	10	5	10	7		3	5	0	94		
LEYTE III	C		18.65		92	C	C	Within	100		35	Net Margin	46		B	B
	15		0		12	10	5	10	7		1	5	0	65		
LEYTE IV	C		12.52		100	C	C	Within	100		114	Net Margin	24		A+	A+
	15		21	1	15	10	5	10	7		3	5	0	92		
LEYTE V	C		12.59		100	C	C	Within	100		27	Net Margin	23		A+	A+
	15	2	21	2	15	10	5	10	7		0	5	0	92		
SOUTHERN LEYTE	C		12.85		100	C	C	Within	100	15	88	Net Margin	6		A+	A+
	15	2	21		15	10	5	10	7	1	3	5	0	94		
BILIRAN	C		13.95		97	C	C	Within	100		68	Net Margin	31		A+	A+
	15	2	20		15	10	5	10	7		3	5	0	92		
NORSAMELCO	R - 39		20.03		81	Res-8	C	(4)	100	12	148	Net Loss	1,399		E	E
	(8)		0		1	(3)	5	2	7	1	3	0	(20)	(12)		
SAMAR I	C		13.45		94	Res - 8	C	Within	99	29	42	Net Loss	41		B	A
	15	2	21		14	(3)	5	10	6	1	2	0	0	73		
SAMAR II	C		13.57		96	C	C	Within	99		239	Net Margin	40		A+	A+
	15	2	20		15	10	5	10	6		3	5	0	91		
EASTERN SAMAR	Res #		15.58		93	3	C	Within	94	25	50	Net Margin	46		B	C
	15	1	5	2	13	0	5	10	5	1	3	5	0	65		

* 1 barangay to be excluded from the official list due to peace and order problem


2009 EC CATEGORIZATION

COOPERATIVE	Amortization Payment		System Loss		Collection Efficiency	Payment to		Non-Power Cost	Level of Energization			Result of Fin'cl Optn	Demerit Points		2009		2008
	Major	Incentive	Major	Incentive		GENCO	NGCP		Brgy.	Incentive	Connections		Cash Advance	Total	Category	Category	

REGION IX

ZAMBOANGA NORTE	C		14.49		94	4*	C	(2)	99	10	172	Net Loss	172		B	B
	15		20		14	0	5	6	6	1	3	0	(3)	67		
ZAMBOANGA SUR I	C		11.76		100	C	C	Within	99		113	Net Margin	0		A+	A+
	15	2	22	1	15	10	5	10	6		3	5	0	94		
ZAMBOANGA SUR II	C		13.89		97	C	C	Within	99	31	52	Net Margin	40		A+	A+
	15		20		15	10	5	10	6	1	3	6	0	90		
ZAMBOANGA CITY	C		16.73		98	Res - 1	Res - C	Within	100		87	Net Loss	2		C	B
	15	2	0		15	5	4	10	7		3	0	0	61		

* Penalties subject to congressional condonation

3 copies
note
com


2009 EC CATEGORIZATION

COOPERATIVE	Amortization Payment		System Loss		Collection Efficiency	Payment to		Non-Power Cost	Level of Energization			Result of Finc'l Optn	Demerit Points Cash Advance	2009		2008
	Major	Incentive	Major	Incentive		GENCO	NGCP		Brgy.	Incentive	Connections			Total	Category	Category

REGION X

MISAMIS OCCIDENTAL I	C		11.19		96	2	C	Within	100		75	Net Margin	16		90	A+	A+
	15	2	23		15	5	5	10	7		3	5	0				
MISAMIS OCCIDENTAL II	Res #		9.35		92	C	C	Within	100		101	Net Margin	48		96	A+	A+
	15	2	25	2	12	10	5	10	7		3	5	0				
MISAMIS ORIENTAL I	C		5.54		100	C*	C	Within	100		143	Net Margin	48		97	A+	A+
	15	2	25		15	10	5	10	7		3	5	0				
MISAMIS ORIENTAL II	C		11.39		97	C	C	Within	100		104	Net Margin	28		96	A+	A+
	15	2	23	1	15	10	5	10	7		3	5	0				
BUKIDNON I	C		12.49		99	C	C	Within	99		63	Net Margin	43		93	A+	A+
	15	2	22		15	10	5	10	6		3	5	0				
BUKIDNON II	C		11.48		92	C	C	Within	100		111	Net Margin	6		90	A+	A+
	15		23		12	10	5	10	7		3	5	0				
CAMIGUIN	C		13.75		100	C	C	Within	100		69	Net Margin	10		92	A+	A
	15	2	20		15	10	5	10	7		3	5	0				
LANAO NORTE	C		9.92		100	C	C	Within	84		203	Net Margin	19		92	A+	A+
	15		25		15	10	5	10	4		3	5	0				

* Under court litigation

30 April 10
Atty. Gen. [Signature]
Car [Signature]

2009 EC CATEGORIZATION

COOPERATIVE	Amortization Payment		System Loss		Collection Efficiency	Payment to		Non-Power Cost	Level of Energization			Result of Finc'l Optn	Demerit Points Cash Advance	2009		2008
	Major	Incentiv	Major	Incentive		GENCO	NGCP		Brgy.	Incentiv	Connections			Total	Category	Category

REGION XI

DAVAO ORIENTAL	C		9.13		99	C	C	Within	100		258	Net Margin	47		97	A+	A+
	15	2	25		15	10	5	10	7		3	5	0				
DAVAO NORTE	C		13.85		95	Res - C	C	Within	100		120	Net Margin	29		90	A+	A+
	15	2	20		15	8	5	10	7		3	5	0				
DAVAO SUR	C		6.79		97	C	C	Within	100		73	Net Margin	32		99	A+	A+
	15	2	25	2	15	10	5	10	7		3	5	0				

REGION XII

NORTH COTABATO	C		14.28		94	C	C	Within	99	26	616	Net Margin	49		91	A+	A+
	15	2	20		14	10	5	10	6	1	3	5	0				
SOUTH COTABATO I	C		11.06		98	C	C	Within	100		100	Net Margin	33		95	A+	A+
	15	2	23		15	10	5	10	7		3	5	0				
SOUTH COTABATO II	C		15.32		97	C	C	Within	100		97	Net Margin	49		77	A	A
	15	2	5		15	10	5	10	7		3	5	0				
SULTAN KUDARAT	C		13.79		96	C	C	Within	99	18	135	Net Margin	1		92	A+	A+
	15	2	20		15	10	5	10	6	1	3	5	0				

Handwritten signatures and initials.

2009 EC CATEGORIZATION

COOPERATIVE	Amortization Payment		System Loss		Collection Efficiency	Payment to		Non-Power Cost	Level of Energization			Result of Fincl Optn	Demerit Points Cash Advance	2009		2008
	Major	Incentive	Major	Incentive		GENCO	NGCP		Brgy.	Incentive	Connections			Total	Category	Category

AUTONOMOUS REGION IN MUSLIM MINDANAO (ARMM)

SIASI ISLAND	C		11.81		86	12		Within	100		22	Net Margin	46		B	B
	15	2	22	1	6	0		10	7		0	5	0	68		
MAGUINDANAO	Res #		48.40		57	33	C	Within	94	33	29	Net Loss	110		D	E
	15	2	0		0	0	5	10	5	1	0	0	(2)	36		
TAWELCO	R-7		38.06		44	68		Within	100		102	Net Loss	4,403		E	E
	(8)		0	2	0	0		10	7		3	0	(20)	(6)		
SULECO	C		30.46		43	47		Within	100		25	Net Loss	4,564		E	E
	15		0		0	0		10	7		0	0	(20)	12		
LASURECO	R-16		22.15		34	131	Res-C	**	100	142	56	Net Loss	37		E	
	(8)	2*	0	2	0	0	4	0	7	1	3	0	0	9		

* Payment of amortization of new loan in advance

** No approved Cash Operating Budget

Handwritten signatures and initials:
 J. Cayanan
 R. S. S.
 P. S. S.

2009 EC CATEGORIZATION

COOPERATIVE	Amortization Payment		System Loss		Collection Efficiency	Payment to		Non-Power Cost	Level of Energization			Result of Fincl Cōtn	Demerit Points Cash Advance	2009		2008	
	Major	Incentive	Major	Incentive		GENCO	NGCP		Brgy.	Incentive	Connections			Total	Category	Category	
CARAGA																	
AGUSAN NORTE	C		14.38		95	C	C	Within	100		65	Net Margin	0		92	A+	A+
	15	2	20		15	10	5	10	7		3	5	0				
AGUSAN SUR	C		13.82		96	C	C	Within	100	17	122	Net Margin	45		93	A+	A+
	15	2	20		15	10	5	10	7	1	3	5	0				
SURIGAO NORTE	Res #		13.31		99	C	C	Within	100		87	Net Margin	9		94	A+	B
	15	1	21	2	15	10	5	10	7		3	5	0				
SIARGAO	C		4.74		100	C	C	Within	100		104	Net Margin	0		99	A+	A+
	15	2	25	2	15	10	5	10	7		3	5	0				
DINAGAT ISLAND	C		5.42		99	C	C	Within	100		126	Net Margin	0		98	A+	A+
	15	1	25	2	15	15		10	7		3	5	0				
SURIGAO SUR I	C		11.48		96	C	C	Within	100		194	Net Margin	40		94	A+	A+
	15		23	1	15	10	5	10	7		3	5	0				
SURIGAO SUR II	C		10.33		97	C	C	Within	100*		145	Net Margin	7		95	A+	A+
	15		24	1	15	10	5	10	7		3	5	0				

*Excluding unenergized barangays under the municipalities of Lianga and San Agustin transferred from SURSECO I as per MOA dated October 26, 2007

- C - Current
- Res - Restructured
- Res # - With restructured loan but regularly paying amortization for at least two (2) years

Handwritten signature and initials:
 S. O. ...
 A. C. ...
 C. ...

2009 CLASSIFICATION OF ELECTRIC COOPERATIVES

NO.	COOPERATIVES	POINT SCORE				CLASSIFICATION	
		SALES	CONNECTIONS	KM OF LINES	TOTAL POINT SCORE	2008	2009
1	BATELEC II	40	30	30	100	ML	ML
2	BENECO	40	30	30	100	ML	ML
3	DANECO	40	30	30	100	ML	ML
4	CENPELCO	40	30	30	100	ML	ML
5	SOCOTECO II	40	30	30	100	ML	ML
6	INEC	40	30	30	100	ML	ML
7	ISELCO I	40	30	30	100	ML	ML
8	CEBECO II	40	30	30	100	ML	ML
9	CENECO	40	30	30	100	ML	ML
10	ALECO	40	30	25	95	ML	ML
11	ANECO	40	30	25	95	ML	ML
12	ORMECO	35	30	30	95	ML	ML
13	CAPELCO	35	30	30	95	ML	ML
14	ISECO	40	30	25	95	ML	ML
15	COTELCO	35	30	30	95	ML	ML
16	ILECO I	35	30	30	95	ML	ML
17	DASURECO	40	25	30	95	ML	ML
18	BATELEC I	40	30	20	90	ML	ML
19	PENELCO	40	30	20	90	ML	ML
20	TARELCO I	35	30	25	90	ML	ML
21	ZAMSURECO I	35	25	30	90	ML	ML
22	PELCO II	40	30	20	90	ML	ML
23	LUELCO	35	30	25	90	ML	ML
24	ZANECO	35	25	30	90	ML	ML
25	BOHECO I	30	30	30	90	ML	ML
26	ZAMCELCO	40	30	20	90	ML	ML
27	FIBECO	30	25	30	85	ML	ML
28	SOCOTECO I	35	25	25	85	ML	ML
29	CANORECO	30	25	30	85	ML	ML
30	CASURECO II	40	25	20	85	ML	ML
31	VRESOCO	35	25	25	85	ML	ML
32	AKELCO	35	25	25	85	ML	ML
33	CAGELCO I	35	25	25	85	ML	ML
34	SUKELCO	30	25	30	85	ML	ML
35	LEYECO V	35	25	25	85	ML	ML
36	LANECO	30	25	30	85	EL	ML
37	CAGELCO II	30	25	30	85	EL	ML
38	QUEZELCO I	30	30	20	80	ML	EL
39	CEBECO I	30	25	25	80	EL	EL
40	TARELCO II	35	25	20	80	EL	EL
41	ILECO II	30	25	25	80	EL	EL
42	ZAMSURECO II	30	25	25	80	EL	EL
43	ASELCO	30	25	25	80	EL	EL
44	BUSECO	30	25	25	80	EL	EL
45	PELCO I	35	25	20	80	EL	EL
46	CEBECO III	35	25	20	80	EL	EL
47	DORECO	30	25	25	80	EL	EL
48	MORESCO I	30	25	25	80	EL	EL
49	ANTECO	30	25	25	80	EL	EL
50	LEYECO II	40	25	15	80	EL	EL
51	NEECO I	30	25	20	75	EL	EL
52	NEECO II- Area I	30	25	20	75	EL	EL

Handwritten signatures and initials in the bottom right corner.

2009 CLASSIFICATION OF ELECTRIC COOPERATIVES

NO.	COOPERATIVES	POINT SCORE				CLASSIFICATION	
		SALES	CONNECTIONS	KM OF LINES	TOTAL POINT SCORE	2008	2009
53	NEECO II- Area II	30	25	20	75	EL	EL
54	BOHECO II	30	25	20	75	EL	EL
55	MOELCI II	30	25	20	75	EL	EL
56	SOLECO	30	25	20	75	EL	EL
57	SURNECO	30	25	20	75	EL	EL
58	FLECO	30	25	20	75	L	EL
59	SURSECO I	25	25	20	70	EL	EL
60	MORESCO II	30	20	20	70	EL	EL
61	CASURECO III	25	25	20	70	EL	EL
62	LEYECO I	25	25	20	70	EL	EL
63	SAMELCO II	25	20	25	70	EL	EL
64	CASURECO I	25	25	20	70	EL	EL
65	NORECO I	25	20	25	70	EL	EL
66	OMECO	25	25	20	70	EL	EL
67	LEYECO IV	25	25	20	70	EL	EL
68	MAGELCO	20	20	30	70	EL	EL
69	PELCO III	25	25	20	70	EL	EL
70	ILECO III	25	20	20	65	L	L
71	MOELCI I	25	20	20	65	L	L
72	NORSAMELCO	25	20	20	65	L	L
73	SURSECO II	25	20	20	65	L	L
74	SORECO I	25	20	20	65	L	L
75	ZAMECO I	30	20	15	65	L	L
76	SAMELCO I	25	20	20	65	L	L
77	MASELCO	25	20	20	65	L	L
78	LASURECO	30	25	10	65	L	L
79	ESAMELCO	25	20	20	65	L	L
80	MARELCO	20	20	25	65	L	L
81	CASURECO IV	20	20	20	60	L	L
82	FICELCO	20	20	20	60	L	L
83	AURELCO	20	20	20	60	L	L
84	KAELCO	20	20	20	60	L	L
85	MOPRECO	20	20	20	60	L	L
86	TIELCO	20	20	20	60	L	L
87	LEYECO III	20	20	20	60	L	L
88	SULECO	20	20	20	60	L	L
89	QUEZELCO II	20	20	15	55	L	L
90	BILECO	20	20	15	55	L	L
91	IFELCO	20	15	20	55	M	L
92	SIARELCO	20	20	15	55	M	L
93	GUIMELCO	20	15	20	55	L	L
94	CAMELCO	20	15	15	50	M	M
95	PROSIELCO	20	15	10	45	M	M
96	PRESCO	20	15	10	45	M	M
97	BANELCO	20	15	10	45	M	M
98	ROMELCO	20	10	15	45	M	M
99	CELCO	20	15	10	45	M	M
100	DIELCO	20	15	10	45	M	M
101	BATANELCO	20	10	10	40	S	S
102	BISELCO	20	10	10	40	S	S
103	LUBELCO	20	10	10	40	S	S
104	SIASELCO	20	10	10	40	S	S
105	TAWELCO	20	10	10	40	S	S
106	TISELCO	20	10	10	40	S	S